

Seth Sakharam Nemchand Jain Ayurved Rugnalaya, Solapur.
Monthly Report of I.P.D. & Bed Occupancy, Kayachikitsa Dept.
For the month of January 2024 to December 2024

Month	KAYACHIKISTA IN DOOR PATIENTS										Percentage (40 Beds)
	Admit Patients					Bed Occupancy					
	Male	Female	Child		Total	Male	Female	Child		Total	
			Male	Female				Male	Female		
Jan-24	22	44	0	0	66	306	486	0	0	792	63.87
Feb-24	20	42	0	0	62	213	594	0	0	807	69.57
Mar-24	21	42	0	0	63	236	456	0	0	692	55.81
Apr-24	16	35	0	0	51	125	400	0	0	525	43.75
May-23	20	25	0	1	46	183	375	0	7	565	45.56
Jun-24	20	30	0	0	50	196	397	0	0	593	49.42
Jul-24	21	38	0	0	59	217	458	0	0	675	54.44
Aug-24	0	0	0	0	0	0	0	0	0	0	0.00
Sep-24	0	0	0	0	0	0	0	0	0	0	0.00
Oct-24	0	0	0	0	0	0	0	0	0	0	0.00
Nov-24	0	0	0	0	0	0	0	0	0	0	0.00
Dec-24	0	0	0	0	0	0	0	0	0	0	0.00
Total	140	256	0	1	397	1476	3166	0	7	4649	54.57

Total Percentage of Bed Occupancy = $4649 \times 100 / 40 / 213 = 54.57$


H.O.D.

विभागप्रमुख

कायचिकित्सा विभाग

श्री गोविंदजी रावजी आयुर्वेद महाविद्यालय
 व संलग्न रुग्णालय, सोलापूर.


R.M.O.

आर. एम. ओ.

श्री सखाराम नेमचंद आयुर्वेद
 रुग्णालय, सोलापूर.


Superintendent

प्राचार्य तथा वैद्यकीय अधीक्षक
 श्री गोविंदजी रावजी आयुर्वेदिक महाविद्यालय
 संलग्न रुग्णालय, सोलापूर.

Seth Sakharam Nemchand Jain Ayurved Rugnalaya, Solapur.
Monthly Report of I.P.D. & Bed Occupancy, Panchakarma Dept.
For the month of January 2024 to December 2024

Month	PANCHAKARMA IN DOOR PATIENTS										Percentage (10 Beds)
	Admit Patients					Bed Occupancy					
	Male	Female	Male Child	Female Child	Total	Male	Female	Male Child	Female Child	Total	
Jan-24	6	14	0	0	20	65	102	0	0	167	53.87
Feb-24	10	15	0	0	25	54	115	0	0	169	58.28
Mar-24	6	17	0	0	23	51	107	0	0	158	50.97
Apr-24	6	12	0	0	18	27	64	0	0	91	29.35
May-23	8	3	0	0	11	50	56	0	0	106	34.19
Jun-24	6	12	0	0	18	50	89	0	0	139	30.89
Jul-24	15	10	0	1	26	87	81	0	3	171	38.00
Aug-24	0	0	0	0	0	0	0	0	0	0	0.00
Sep-24	0	0	0	0	0	0	0	0	0	0	0.00
Oct-24	0	0	0	0	0	0	0	0	0	0	0.00
Nov-24	0	0	0	0	0	0	0	0	0	0	0.00
Dec-24	0	0	0	0	0	0	0	0	0	0	0.00
Jan.24 to May 24 Total	36	61	0	0	97	247	444	0	0	691	45.46
Jun.24 to Jul. 24 Total	21	22	0	1	44	137	170	0	3	310	33.88
Total	57	83	0	1	141	384	614	0	3	1001	
January 24 to May 24 Total Percentage of Bed Occupancy :- $691 \times 100 / 10 / 152 = 45.46$											
June 24 to July 24 Total Percentage of Bed Occupancy :- $310 \times 100 / 15 / 61 = 33.88$											

Son Yamala
H.O.D.
 विभाग प्रमुख
 पंचकर्म विभाग
 डॉ. गो. रा. आयुर्वेद महाविद्यालय
 सोलापूर.

Ar. M. O.
R.M.O.
 आर. एम. ओ.
 प्रो. सखाराम नेमचंद आयुर्वेद
 डॉ. गो. रा. सोलापूर.

Yamala
Superintendent
 प्राचार्य तथा वैद्यकीय अधीक्षक
 प्रो. गोविंदजी रावजी आयुर्वेदिक महाविद्यालय
 संलग्न रुग्णालय, सोलापूर.

Seth Sakharam Nemchand Jain Ayurved Rugnalaya, Solapur.

Monthly Report of I.P.D. & Bed Occupancy, Prasuti Dept.

For the month of January 2024 to December 2024

Month	PRASUTI IN DOOR PATIENTS						Percentage (20 Beds)
	Admit Patients			Bed Occupancy			
	Female	Female Child	Total	Female	Female Child	Total	
Jan-24	37	0	37	250	0	250	40.32
Feb-24	42	0	42	251	0	251	43.28
Mar-24	59	0	59	348	0	348	56.13
Apr-24	54	0	54	340	0	340	54.84
May-23	58	0	58	357	0	357	57.58
Jun-24	51	0	51	297	0	297	55.00
Jul-24	45	0	45	285	0	285	51.08
Aug-24	0	0	0	0	0	0	0.00
Sep-24	0	0	0	0	0	0	0.00
Oct-24	0	0	0	0	0	0	0.00
Nov-24	0	0	0	0	0	0	0.00
Dec-24	0	0	0	0	0	0	0.00
Jan.24 to May 24 Total	250	0	250	1546	0	1546	50.86
Jun.24 to Jul. 24 Total	96	0	96	582	0	582	53.01
Total	346	0	346	2128	0	2128	
January 24 to May 24 Total Percentage of Bed Occupancy :- $1546 \times 100 / 20 / 152 = 50.86$							
June 24 to July 24 Total Percentage of Bed Occupancy :- $582 \times 100 / 18 / 61 = 53.1$							


H.O.D.

स्त्री रोग विभाग प्रमुख
स्त्रीरोग प्रसूति तंत्र विभाग

शेठ सखाराम नेमचंद जैन आयुर्वेद रुग्णालय, सोलापूर


R.M.O.

आर. एम. ओ.

शेठ सखाराम नेमचंद आयुर्वेद
रुग्णालय, सोलापूर.


Superintendent

प्राचार्य तथा वैद्यकीय अधीक्षक
शेठ गोविंदजी गतकी आयुर्वेदिक महाविद्यालय
संलग्न रुग्णालय, सोलापूर.

Seth Sakharam Nemchand Jain Ayurved Rugnalaya, Solapur.

Monthly Report of I.P.D. & Bed Occupancy, Balroga Dept.


For the month of January 2024 to December 2024


Month	BALROGA IN DOOR PATIENTS						Percentage (Jan.24 To May 24 =10 Beds) Jun.24 To Dec.24 =06 Beds)
	Admit Patients			Bed Occupancy			
	Male	Female	Total	Male	Female	Total	
Jan-24	9	5	14	92	57	149	48.06
Feb-24	5	3	8	130	61	191	65.86
Mar-24	4	3	7	110	82	192	61.94
Apr-24	9	4	13	126	47	173	57.67
May-23	9	5	14	66	61	127	40.97
Jun-24	3	2	5	140	29	169	93.89
Jul-24	14	5	19	113	32	145	77.96
Aug-24	0	0	0	0	0	0	0.00
Sep-24	0	0	0	0	0	0	0.00
Oct-24	0	0	0	0	0	0	0.00
Nov-24	0	0	0	0	0	0	0.00
Dec-24	0	0	0	0	0	0	0.00
Jan.24 to May 24 Total	36	20	56	524	308	832	54.74
Jun.24 to Jul. 24 Total	17	7	24	253	61	314	85.79
Total	53	27	80	777	369	1146	

January 24 to May 24 Total Percentage of Bed Occupancy :- $832 \times 100 / 10 / 152 = 54.74$

June 24 to July 24 Total Percentage of Bed Occupancy :- $314 \times 100 / 6 / 61 = 85.79$


विभागाध्यक्ष
बालरोग विभाग
 Seth Sakharam Nemchand Jain Ayurved Rugnalaya, Solapur.


आर. एम. ओ.
श्रेष्ठ सखाराम नेमचंद अयुर्वेद
रुग्णालय, सोलापूर.


प्राचार्य तथा सहायक अधीक्षक
श्रेष्ठ गोविंदजी रावजी आयुर्वेदिक महाविद्यालय
सोलापूर, महाराष्ट्र.

Seth Sakharam Nemchand Jain Ayurved Rugnalaya, Solapur.
Monthly Report of I.P.D. & Bed Occupancy, Shalya Dept.
For the month of January 2024 to December 2024

Month	SHALYA IN DOOR PATIENTS										Percentage (10 Beds)
	Admit Patients					Bed Occupancy					
	Male	Female	Child		Total	Male	Female	Child		Total	
			Male	Female				Male	Female		
Jan-24	6	4	1	0	11	55	45	3	0	103	33.23
Feb-24	5	7	0	0	12	12	124	9	0	145	50.00
Mar-24	9	9	0	0	18	100	96	0	0	196	63.23
Apr-24	3	6	2	1	12	71	87	32	4	194	64.67
May-23	6	6	1	1	14	101	87	15	32	235	75.81
Jun-24	3	4	0	0	7	84	170	10	0	264	73.33
Jul-24	10	5	0	0	15	103	72	0	0	175	47.04
Aug-24	0	0	0	0	0	0	0	0	0	0	0.00
Sep-24	0	0	0	0	0	0	0	0	0	0	0.00
Oct-24	0	0	0	0	0	0	0	0	0	0	0.00
Nov-24	0	0	0	0	0	0	0	0	0	0	0.00
Dec-24	0	0	0	0	0	0	0	0	0	0	0.00
Jan.24 to May 24 Total	29	32	4	2	67	339	439	59	36	873	57.43
Jun.24 to Jul. 24 Total	13	9	0	0	22	187	242	10	0	439	59.97
Total	42	41	4	2	89	526	681	69	36	1312	

January 24 to May 24 Total Percentage of Bed Occupancy :- $873 \times 100 / 10 / 152 = 57.43$

June 24 to July 24 Total Percentage of Bed Occupancy :- $439 \times 100 / 12 / 61 = 59.97$

H.O.D.
Surgery Dept.
 Seth Govindji Raoji Ayu. College,
 S.N.J. Ayurved Hospital, Solapur.

Ar. Em. Ao.
आर. एम. ओ.
 जेठ सखाराम नेमचंद आयुर्वेद
 सोलापूर.

Pranacharya
प्राचार्य तथा सहायक अधीक्षक
 जेठ गोविंदजी रावजी आयुर्वेदिक महाविद्यालय
 संलापर रुग्णालय, सोलापूर.

Seth Sakharam Nemchand Jain Ayurved Rugnalaya, Solapur.
Monthly Report of I.P.D. & Bed Occupancy, Shalakyia Dept.
For the month of January 2024 to December 2024

Month	SHALAKYA IN DOOR PATIENTS										Percentage (10 Beds)
	Admit Patients					Bed Occupancy					
	Male	Female	Child		Total	Male	Female	Child		Total	
			Male	Female				Male	Female		
Jan-24	9	19	0	0	28	46	105	0	0	151	48.71
Feb-24	8	26	2	1	37	11	81	2	1	95	32.76
Mar-24	10	19	0	0	29	63	117	0	5	185	59.68
Apr-24	8	25	0	0	33	63	153	0	0	216	72.00
May-23	7	21	2	0	30	47	98	24	0	169	54.52
Jun-24	8	18	0	0	26	40	108	0	0	148	82.22
Jul-24	5	14	0	0	19	39	97	0	0	136	73.12
Aug-24	0	0	0	0	0	0	0	0	0	0	0.00
Sep-24	0	0	0	0	0	0	0	0	0	0	0.00
Oct-24	0	0	0	0	0	0	0	0	0	0	0.00
Nov-24	0	0	0	0	0	0	0	0	0	0	0.00
Dec-24	0	0	0	0	0	0	0	0	0	0	0.00
Jan.24 to May 24 Total	42	110	4	1	157	230	554	26	6	816	53.68
Jun.24 to Jul. 24 Total	13	32	0	0	45	79	205	0	0	284	77.60
Total	55	142	4	1	202	309	759	26	6	1100	
January 24 to May 24 Total Percentage of Bed Occupancy :- $816 \times 100 / 10 / 152 = 53.68$											
June 24 to July 24 Total Percentage of Bed Occupancy :- $284 \times 100 / 6 / 61 = 77.60$											

H.O.D.
विभागाध्यक्ष
शालाक्य विभाग
 शे. स. ने. जैन आयुर्वेद रुग्णालय, सोलापूर

R.M.O.
आर. एम. ओ.
 शेट सखाराम नेमचंद आयुर्वेद
 रुग्णालय, सोलापूर.

Superintendent
प्राचार्य तथा वेद्यालय अधीक्षक
 शेट गोविंदजी रावजी आयुर्वेदिक महाविद्यालय
 संलग्न रुग्णालय, सोलापूर.

Seth Sakharam Nemchand Jain Ayurved Rugnalaya, Solapur.
Monthly Report of I.P.D. & Bed Occupancy, Visha Chikitsa Dept.
For the month of January 2024 to December 2024

Month	VISHA CHIKITSA IN DOOR PATIENTS										Percentage (10 Beds)
	Admit Patients					Bed Occupancy					
	Male	Female	Child		Total	Male	Female	Child		Total	
			Male	Female				Male	Female		
Jan-24	0	0	0	0	0	0	0	0	0	0	0.00
Feb-24	0	0	0	0	0	0	0	0	0	0	0.00
Mar-24	0	0	0	0	0	0	0	0	0	0	0.00
Apr-24	0	0	0	0	0	0	0	0	0	0	0.00
May-23	0	0	0	0	0	0	0	0	0	0	0.00
Jun-24	0	0	0	0	0	0	0	0	0	0	0.00
Jul-24	0	0	0	0	0	0	0	0	0	0	0.00
Aug-24	0	0	0	0	0	0	0	0	0	0	0.00
Sep-24	0	0	0	0	0	0	0	0	0	0	0.00
Oct-24	0	0	0	0	0	0	0	0	0	0	0.00
Nov-24	0	0	0	0	0	0	0	0	0	0	0.00
Dec-24	0	0	0	0	0	0	0	0	0	0	0.00
Total	0	0	0	0	0	0	0	0	0	0	0.00

Total Percentage of Bed Occupancy :-0*100/03/61= 0

P. S. ...
H.O.D.

[Signature]
R.M.O.
आर. एम. ओ.
 श्रेष्ठ सखाराम नेमचंद आयुर्वेद
 रुग्णालय, सोलापूर.

[Signature]
Superintendent
 प्राचार्य तथा वैद्यकीय अधीक्षक
 श्रेष्ठ गोविंदजी सखजी आयुर्वेदिक महाविद्यालय
 संलग्न रुग्णालय, सोलापूर.


Seth Sakharam Nemchand Jain Ayurved Rugnalaya, Solapur.

Monthly Report of I.P.D. & Bed Occupancy Hospital.

For the month of January 2024 to December 2024

Month	HOSPITAL IN DOOR PATIENTS								Percentage (100Bed)	Alloted Beds
	Bed Occupancy									
	Kayachikitsa	Panchakarma	Prasuti	Balroga	Shalya	Shalakyia	Vish Chikitsa	Total		
Jan-24	792	167	250	149	103	151	0	1612	52.00	100
	63.87	53.87	40.32	48.06	33.23	48.71	0.00			
Feb-24	807	169	251	191	145	95	0	1658	57.17	100
	69.57	58.28	43.28	65.86	50.00	32.76	0.00			
Mar-24	692	158	348	192	196	185	0	1771	57.13	100
	55.81	50.97	56.13	61.94	63.23	59.68	0.00			
Apr-24	525	91	340	173	194	216	0	1539	51.30	100
	43.75	30.33	56.67	57.67	64.67	72.00	0.00			
May-24	565	106	357	127	235	169	0	1559	50.29	100
	45.56	28.49	63.98	68.28	63.17	54.52	0.00			
Jun-24	593	139	297	169	264	148	0	1610	53.67	100
	49.42	30.89	55.00	93.89	73.33	82.22	0.00			
Jul-24	675	171	285	145	175	136	0	1587	51.19	100
	54.44	36.77	51.08	77.96	47.04	73.12	0.00			
Aug-24	0	0	0	0	0	0	0	0	0.00	100
	0.00	0.00	0.00	0.00	0.00	0.00	0.00			
Sep-24	0	0	0	0	0	0	0	0	0.00	100
	0.00	0.00	0.00	0.00	0.00	0.00	0.00			
Oct-24	0	0	0	0	0	0	0	0	0.00	100
	0.00	0.00	0.00	0.00	0.00	0.00	0.00			
Nov-24	0	0	0	0	0	0	0	0	0.00	100
	0.00	0.00	0.00	0.00	0.00	0.00	0.00			
Dec-24	0	0	0	0	0	0	0	0	0.00	100
	0.00	0.00	0.00	0.00	0.00	0.00	0.00			
Jan.24 to May 24 Total	4649	691	1546	832	873	816	0	8139	53.55	100
	54.57	45.46	50.86	54.74	57.43	53.68	0.00	53.55		
Jan.24 to May 24 Total Percentage of Bed Occupancy :- $8139 \times 100 / 100 / 152 = 53.55$										
Jun.24 to Jul. 24 Total	As Above	310	582	314	439	284	0	3197	52.41	100
		33.88	53.01	85.79	59.97	77.60	0.00	52.41		
Total		1001	2128	1146	1312	1100	0	11336		
June 24 to July 24 Total Percentage of Bed Occupancy :- $3197 \times 100 / 100 / 121 = 52.41$										


R.M.O.
आर. एम. ओ.
 जेठ सखाराम नेमचंद आयुर्वेद
 रुग्णालय, सोलापूर.


Superintendent
 प्राचार्य तथा वैद्यकीय अधीक्षक
 जेठ गोविंदजी रावजी आयुर्वेदिक महाविद्यालय
 संलग्न रुग्णालय, सोलापूर.

Seth Sakharam Nemchand Jain Ayurved Hospital, Solapur
In Door Patients (IPD)

For the month of January 2024 to December 2024

Month	Kayachikitsa Dept.			Panchakarma Dept.			Prasuti Dept.			Balrog Dept.			Shalya Dept.			Shalaky Dept.			Shalaky Dept.			Total		
	New	Old	Total	New	Old	Total	New	Old	Total	New	Old	Total	New	Old	Total	New	Old	Total	New	Old	Total	New	Old	Total
Jan-24	66	726	792	20	147	167	37	213	250	14	135	149	11	92	103	28	123	151	0	0	0	176	1436	1612
Feb-24	62	745	807	25	144	169	42	209	251	8	183	191	12	133	145	37	58	95	0	0	0	186	1472	1658
Mar-24	63	629	692	23	135	158	59	289	348	7	185	192	18	178	196	29	156	185	0	0	0	199	1572	1771
Apr-24	51	474	525	18	73	91	54	286	340	13	160	173	12	182	194	33	183	216	0	0	0	181	1358	1539
May-23	46	519	565	11	95	106	58	299	357	14	113	127	14	221	235	30	139	169	0	0	0	173	1386	1559
Jun-24	50	543	593	18	121	139	51	246	297	5	164	169	7	257	264	26	122	148	0	0	0	157	1453	1610
Jul-24	59	616	675	26	145	171	45	240	285	19	126	145	15	160	175	19	117	136	0	0	0	183	1404	1587
Aug-24	0	0	0	0	0	0	0	0	0	0	0	0	0	0	0	0	0	0	0	0	0	0	0	0
Sep-24	0	0	0	0	0	0	0	0	0	0	0	0	0	0	0	0	0	0	0	0	0	0	0	0
Oct-24	0	0	0	0	0	0	0	0	0	0	0	0	0	0	0	0	0	0	0	0	0	0	0	0
Nov-24	0	0	0	0	0	0	0	0	0	0	0	0	0	0	0	0	0	0	0	0	0	0	0	0
Dec-24	0	0	0	0	0	0	0	0	0	0	0	0	0	0	0	0	0	0	0	0	0	0	0	0
TOTAL	397	4252	4649	141	860	1001	346	1782	2128	80	1066	1146	89	1223	1312	202	898	1100	0	0	0	1255	10081	11336



R.M.O.

आर. एम. ओ.

श्रीधर सखाराम नेमचंद आयुर्वेद

संलग्न, सोलापूर.



Supervitendent

प्राचार्य तथा वैद्यकीय अधीक्षक

श्रीधर गोविंदजी तावजी आयुर्वेदिक महाविद्यालय

संलग्न, सोलापूर.