



Seth Sakharam Nemchand Jain Ayurved Rugnalaya, Solapur.
Monthly Report of I.P.D. & Bed Occupancy, Kayachikitsa Dept.
For the month of January 2024 to December 2024

Month	KAYACHIKISTA IN DOOR PATIENTS										Percentage (40 Beds)
	Admit Patients					Bed Occupancy					
	Male	Female	Child		Total	Male	Female	Child		Total	
			Male	Female				Male	Female		
Jan-24	22	44	0	0	66	306	486	0	0	792	63.87
Feb-24	20	42	0	0	62	213	594	0	0	807	69.57
Mar-24	21	42	0	0	63	236	456	0	0	692	55.81
Apr-24	16	35	0	0	51	125	400	0	0	525	43.75
May-23	20	25	0	1	46	183	375	0	7	565	45.56
Jun-24	20	30	0	0	50	196	397	0	0	593	49.42
Jul-24	21	38	0	0	59	217	458	0	0	675	54.44
Aug-24	29	36	1	0	66	257	345	0	0	602	48.55
Sep-24	20	28	0	0	48	224	362	0	0	586	48.83
Oct-24	21	25	0	0	46	203	261	0	0	464	37.42
Nov-24	26	42	0	0	68	257	436	0	0	693	57.75
Dec-24	18	32	0	0	50	350	811	0	0	1161	93.63
Total	254	419	1	1	675	2767	5381	0	7	8155	55.70

Total Percentage of Bed Occupancy = $8155 \times 100 / 40 / 366 = 55.70$


H.O.D.
विभागप्रमुख
 कायचिकित्सा विभाग
 शेट गोविंदजी रावजी आयुर्वेद महाविद्यालय
 ष संलग्न रुग्णालय, सोलापूर.


R.M.O.
आर. एम. ओ.
 शेट सखाराम नेमचंद आयुर्वेद
 रुग्णालय, सोलापूर.


Superintendent
 प्राचार्य तथा वैद्यकीय अधीक्षक
 शेट गोविंदजी रावजी आयुर्वेदिक महाविद्यालय
 संलग्न रुग्णालय, सोलापूर.

Seth Sakharam Nemchand Jain Ayurved Rugnalaya, Solapur.
Monthly Report of I.P.D. & Bed Occupancy, Panchakarma Dept.
For the month of January 2024 to December 2024

Month	PANCHAKARMA IN DOOR PATIENTS										Percentage (10 Beds)
	Admit Patients					Bed Occupancy					
	Male	Female	Male Child	Female Child	Total	Male	Female	Male Child	Female Child	Total	
Jan-24	6	14	0	0	20	65	102	0	0	167	53.87
Feb-24	10	15	0	0	25	54	115	0	0	169	58.28
Mar-24	6	17	0	0	23	51	107	0	0	158	50.97
Apr-24	6	12	0	0	18	27	64	0	0	91	29.35
May-23	8	3	0	0	11	50	56	0	0	106	34.19
Jun-24	6	12	0	0	18	50	89	0	0	139	30.89
Jul-24	15	10	0	1	26	87	81	0	3	171	38.00
Aug-24	8	16	0	0	24	80	94	0	5	179	38.49
Sep-24	6	15	0	0	21	27	124	0	0	151	33.56
Oct-24	6	11	0	0	17	37	100	0	0	137	29.46
Nov-24	6	21	0	0	27	41	149	0	0	190	42.22
Dec-24	12	22	1	0	35	165	294	6	0	465	100.00
Jan.24 to May 24 Total	36	61	0	0	97	247	444	0	0	691	45.46
Jun.24 to Dec. 24 Total	59	107	1	1	168	487	931	6	8	1432	44.61
Total	65	99	0	1	165	464	708	0	8	1180	
January 24 to May 24 Total Percentage of Bed Occupancy :- $691 \times 100 / 10 / 152 = 45.46$											
June 24 to December 24 Total Percentage of Bed Occupancy :- $1432 \times 100 / 15 / 214 = 44.61$											

for Bed Occupancy
H.O.D.
HOD
Panchakarma Dept.
S.S.N. Jain Ayurved Hospital
Solapur.

[Signature]
R.M.O.
आर. एम. ओ.
शेठ सखाराम नेमचंद आयुर्वेद
रुग्णालय, सोलापूर.

[Signature]
Superintendent
प्राचार्य तथा वैद्यकीय अधीक्षक
शेठ गोविंदजी रावजी आयुर्वेदिक महाविद्यालय
संतान रुग्णालय, सोलापूर.

Seth Sakharam Nemchand Jain Ayurved Rugnalaya, Solapur.

Monthly Report of I.P.D. & Bed Occupancy, Prasuti Dept.

For the month of January 2024 to December 2024

Month	PRASUTI IN DOOR PATIENTS						Percentage (20 Beds)
	Admit Patients			Bed Occupancy			
	Female	Female Child	Total	Female	Female Child	Total	
Jan-24	37	0	37	250	0	250	40.32
Feb-24	42	0	42	251	0	251	43.28
Mar-24	59	0	59	348	0	348	56.13
Apr-24	54	0	54	340	0	340	54.84
May-23	58	0	58	357	0	357	57.58
Jun-24	51	0	51	297	0	297	55.00
Jul-24	45	0	45	285	0	285	51.08
Aug-24	53	0	53	288	0	288	51.61
Sep-24	55	0	55	298	0	298	55.19
Oct-24	52	0	52	323	0	323	57.89
Nov-24	48	0	48	294	0	294	54.44
Dec-24	65	0	65	384	0	384	68.82
Total	619	0	619	3715	0	3715	
Jan.24 to May 24 Total	250	0	250	1546	0	1546	50.86
Jun.24 to Dec. 24 Total	369	0	369	2169	0	2169	56.31
January 24 to May 24 Total Percentage of Bed Occupancy :- $1546 \times 100 / 20 / 152 = 50.86$							
June 24 to December 24 Total Percentage of Bed Occupancy :- $2169 \times 100 / 18 / 214 = 56.31$							

Ganesh
स्त्री H.O.D. नाग प्रमुख
स्त्रीरोग प्रसूति तंत्र विभाग
शेठ सखाराम नेमचंद जैन आयुर्वेद रुग्णालय, सोलापूर

V. J.
R.M.O. ओ.
आर. एम. ओ.
शेठ सखाराम नेमचंद आयुर्वेद
रुग्णालय, सोलापूर.

Ganesh
Superintendent
प्राचार्य तथा वैद्यकीय अधीक्षक
शेठ गोविंदजी रावजी आयुर्वेदिक महाविद्यालय
संलग्न रुग्णालय, सोलापूर.

Seth Sakharam Nemchand Jain Ayurved Rugnalaya, Solapur.

Monthly Report of I.P.D. & Bed Occupancy, Balroga Dept.

For the month of January 2024 to December 2024

Month	BALROGA IN DOOR PATIENTS						Percentage (Jan.24 To May 24 =10 Beds) Jun.24 To Dec.24 =06 Beds)
	Admit Patients			Bed Occupancy			
	Male	Female	Total	Male	Female	Total	
Jan-24	9	5	14	92	57	149	48.06
Feb-24	5	3	8	130	61	191	65.86
Mar-24	4	3	7	110	82	192	61.94
Apr-24	9	4	13	126	47	173	57.67
May-23	9	5	14	66	61	127	40.97
Jun-24	3	2	5	140	29	169	93.89
Jul-24	14	5	19	113	32	145	77.96
Aug-24	17	10	27	88	71	159	85.48
Sep-24	11	11	22	72	71	143	79.44
Oct-24	10	13	23	75	113	188	101.08
Nov-24	12	10	22	80	60	140	77.78
Dec-24	10	11	21	108	104	212	113.98
Total	70	37	107	865	440	1988	
Jan.24 to May 24 Total	36	20	56	524	308	832	54.74
Jun.24 to Aug. 24 Total	77	62	139	676	480	1156	90.03
January 24 to May 24 Total Percentage of Bed Occupancy :- $832 \times 100 / 10 / 152 = 54.74$							
June 24 to December 24 Total Percentage of Bed Occupancy - $1156 \times 100 / 6 / 214 = 90.03$							

विभाग प्रमुख
बालरोग विभाग
प्र. एम. एन. जे. अस्प. रुग्णालय, सोलापूर.

आर. एम. ओ.
शेठ साखाराम नेमचंद आयुर्वेद

प्राचार्य तथा वैद्यकीय अधीक्षक
शेठ गोविंदजी रावजी आयुर्वेदिक महाविद्यालय
संलग्न रुग्णालय, सोलापूर

Seth Sakharam Nemchand Jain Ayurved Rugnalaya, Solapur.

Monthly Report of I.P.D. & Bed Occupancy, Shalya Dept.

For the month of January 2024 to December 2024

Month	SHALYA IN DOOR PATIENTS										Percentage (10 Beds)
	Admit Patients					Bed Occupancy					
	Male	Female	Child		Total	Male	Female	Child		Total	
			Male	Female				Male	Female		
Jan-24	6	4	1	0	11	55	45	3	0	103	33.23
Feb-24	5	7	0	0	12	12	124	9	0	145	50.00
Mar-24	9	9	0	0	18	100	96	0	0	196	63.23
Apr-24	3	6	2	1	12	71	87	32	4	194	64.67
May-23	6	6	1	1	14	101	87	15	32	235	75.81
Jun-24	3	4	0	0	7	84	170	10	0	264	73.33
Jul-24	10	5	0	0	15	103	72	0	0	175	47.04
Aug-24	5	11	0	0	16	127	143	0	0	270	72.58
Sep-24	3	3	1	0	7	56	94	19	0	169	46.94
Oct-24	9	15	1	0	25	133	203	19	3	358	96.24
Nov-24	3	6	1	0	10	109	223	24	0	356	98.89
Dec-24	2	5	0	1	8	45	163	0	10	218	58.60
Total	47	52	4	2	105	653	824	69	36	1582	
Jan.24 to May 24 Total	29	32	4	2	67	339	439	59	36	873	57.43
Jun.24 to Dec. 24 Total	35	49	3	1	88	657	1068	72	13	1810	70.48
January 24 to May 24 Total Percentage of Bed Occupancy :- $873*100/10/152= 57.43$											
June 24 to December 24 Total Percentage of Bed Occupancy :- $1810*100/12/214= 70.48$											

H.O.D.

Surgery Dept.

Seth Govindji Raoji Ayu. College,

आर. एम. ओ.

शेठ सखाराम नेमचंद आयुर्वेद

प्राचार्य तथा वैद्यकीय अधीक्षक


शेठ गोविंदजी रावजी आयुर्वेदिक महाविद्यालय
संलग्न रुग्णालय, सोलापूर.

Seth Sakharam Nemchand Jain Ayurved Rugnalaya, Solapur.
Monthly Report of I.P.D. & Bed Occupancy, Shalaky Dept.
For the month of January 2024 to December 2024

Month	SHALAKYA IN DOOR PATIENTS										Percentage (10 Beds)
	Admit Patients					Bed Occupancy					
	Male	Female	Child		Total	Male	Female	Child		Total	
			Male	Female				Male	Female		
Jan-24	9	19	0	0	28	46	105	0	0	151	48.71
Feb-24	8	26	2	1	37	11	81	2	1	95	32.76
Mar-24	10	19	0	0	29	63	117	0	5	185	59.68
Apr-24	8	25	0	0	33	63	153	0	0	216	72.00
May-23	7	21	2	0	30	47	98	24	0	169	54.52
Jun-24	8	18	0	0	26	40	108	0	0	148	82.22
Jul-24	5	14	0	0	19	39	97	0	0	136	73.12
Aug-24	7	19	0	0	26	36	87	0	0	123	66.13
Sep-24	9	14	0	0	23	36	66	0	6	108	60.00
Oct-24	12	10	0	2	24	61	58	0	14	133	71.51
Nov-24	7	17	0	0	24	41	90	0	0	131	72.78
Dec-24	11	19	1	0	31	29	115	7	0	151	81.18
Jan.24 to May 24 Total	42	110	4	1	157	230	554	26	6	816	53.68
Jun.24 to Dec 24 Total	59	111	1	2	173	282	621	7	20	930	72.43
Total	101	221	5	3	330	512	1175	33	26	1746	

January 24 to May 24 Total Percentage of Bed Occupancy :- $816 \times 100 / 10 / 152 = 53.68$

June 24 to December 24 Total Percentage of Bed Occupancy :- $930 \times 100 / 6 / 214 = 72.43$


विभागाध्यक्ष
शालाक्य विभाग
श्री. स. ने. जैन आयुर्वेद रुग्णालय, सोलापूर


R.M.O.
आर. एम. ओ.
शेठ सखाराम नेमचंद आयुर्वेद
रुग्णालय, सोलापूर


Superintendent
प्राचार्य तथा वैद्यकीय अधीक्षक
शेठ गोविंदजी रावजी आयुर्वेदिक महाविद्यालय
संलग्न रुग्णालय, सोलापूर.

Seth Sakharam Nemchand Jain Ayurved Rugnalaya, Solapur.
Monthly Report of I.P.D. & Bed Occupancy, Visha Chikitssa Dept.
For the month of January 2024 to December 2024

Month	VISHA CHIKITSA IN DOOR PATIENTS										Percentage (10 Beds)
	Admit Patients					Bed Occupancy					
	Male	Female	Child		Total	Male	Female	Child		Total	
			Male	Female				Male	Female		
Jan-24	0	0	0	0	0	0	0	0	0	0	0.00
Feb-24	0	0	0	0	0	0	0	0	0	0	0.00
Mar-24	0	0	0	0	0	0	0	0	0	0	0.00
Apr-24	0	0	0	0	0	0	0	0	0	0	0.00
May-23	0	0	0	0	0	0	0	0	0	0	0.00
Jun-24	0	0	0	0	0	0	0	0	0	0	0.00
Jul-24	0	0	0	0	0	0	0	0	0	0	0.00
Aug-24	0	0	0	0	0	0	0	0	0	0	0.00
Sep-24	0	0	0	0	0	0	0	0	0	0	0.00
Oct-24	0	0	0	0	0	0	0	0	0	0	0.00
Nov-24	0	0	0	0	0	0	0	0	0	0	0.00
Dec-24	0	0	0	0	0	0	0	0	0	0	0.00
Total	0	0	0	0	0	0	0	0	0	0	0.00

Total Percentage of Bed Occupancy :-0*100/03/214= 0

H.O.D.


R.M.O.
आर. एम. ओ.

श्रेष्ठ सखाराम नेमचंद आयुर्वेद
रुग्णालय, सोलापूर.


Superintendent

प्राचार्य तथा वैद्यकीय अधीक्षक
श्रेष्ठ गोविंदजी रावजी आयुर्वेदिक महाविद्यालय
सलमने रुग्णालय, सोलापूर.

Seth Sakharam Nemchand Jain Ayurved Rugnalaya, Solapur.

Monthly Report of I.P.D. & Bed Occupancy Hospital.

For the month of January 2024 to December 2024

Month	HOSPITAL IN DOOR PATIENTS								Percentage (100Bed)	Alloted Beds
	Bed Occupancy									
	Kayachikitsa	Panchakarma	Prasuti	Balroga	Shalya	Shalakya	Vish Chikitsa	Total		
Jan-24	792	167	250	149	103	151	0	1612	52.00	100
	63.87	53.87	40.32	48.06	33.23	48.71	0.00			
Feb-24	807	169	251	191	145	95	0	1658	57.17	100
	69.57	58.28	43.28	65.86	50.00	32.76	0.00			
Mar-24	692	158	348	192	196	185	0	1771	57.13	100
	55.81	50.97	56.13	61.94	63.23	59.68	0.00			
Apr-24	525	91	340	173	194	216	0	1539	51.30	100
	43.75	30.33	56.67	57.67	64.67	72.00	0.00			
May-24	565	106	357	127	235	169	0	1559	50.29	100
	45.56	34.19	57.58	40.97	75.81	54.52	0.00			
Jun-24	593	139	297	169	264	148	0	1610	53.67	100
	49.42	30.89	55.00	93.89	73.33	82.22	0.00			
Jul-24	675	171	285	145	175	136	0	1587	51.19	100
	54.44	36.77	51.08	77.96	47.04	73.12	0.00			
Aug-24	602	179	288	159	270	123	0	1621	52.29	100
	48.55	38.49	51.61	85.48	72.58	66.13	0.00			
Sep-24	586	151	298	143	169	108	0	1455	48.50	100
	48.83	33.56	55.19	79.44	46.94	60.00	0.00			
Oct-24	464	137	323	188	358	133	0	1603	51.71	100
	37.42	29.46	57.89	101.08	96.24	71.51	0.00			
Nov-24	693	190	294	140	356	131	0	1804	60.13	100
	57.75	42.22	54.44	46.67	98.89	72.78	0.00			
Dec-24	1161	465	384	212	218	151	0	2591	83.58	100
	93.63	100.00	68.82	68.39	58.60	81.18	0.00			
Jan.24 to May 24 Total	3381	691	1546	832	873	816	0	8139	53.55	100
	55.61	45.46	50.86	54.74	57.43	53.68	0.00	53.55		
Jan.24 to May 24 Total Percentage of Bed Occupancy :- $8139 \times 100 / 100 / 152 = 53.55$										
Jun.24 to Dec 24 Total	4774	1432	2169	1156	1810	930	0	12271	57.34	100
	50.79	62.40	78.76	90.03	70.48	101.31	0.00	57.34		
Total	8155	2123	3715	1988	2683	1746	0	20410	55.77	
June 24 to Octo 24 Total Percentage of Bed Occupancy :- $17819 \times 100 / 100 / 335 = 53.19$										


R.M.O.
आर. एम. ओ.
 श्रेष्ठ सखाराम नेमचंद आयुर्वेद
 रुग्णालय, सोलापूर.


Superintendent
 प्राचार्य तथा वैद्यकीय अधीक्षक
 श्रेष्ठ गोविंदजी रावजी आयुर्वेदिक महाविद्यालय
 संलग्न रुग्णालय, सोलापूर.

Seth Sakharam Nemchand Jain Ayurved Rugnalaya, Solapur.

Monthly Report of I.P.D. & Bed Occupancy Hospital.

For the month of January 2024 to December 2024

Month	HOSPITAL IN DOOR PATIENTS							
	Bed Occupancy							
	Kayachikitsa	Panchakarma	Prasuti	Balroga	Shalya	Shalakyia	Vish Chikitsa	Total
Jan-24	792	167	250	149	103	0	0	1461
Feb-24	807	169	251	191	145	95	0	1658
Mar-24	692	158	348	192	196	185	0	1771
Apr-24	525	91	340	173	194	216	0	1539
May-23	565	106	357	127	235	169	0	1559
Jun-24	593	139	297	169	264	148	0	1610
Jul-24	675	171	285	145	175	136	0	1587
Aug-24	602	179	288	159	270	123	0	1621
Sep-24	586	151	298	143	169	108	0	1455
Oct-24	464	137	323	188	358	133	0	1603
Nov-24	693	190	294	140	356	131	0	1804
Dec-24	1161	465	384	212	218	0	0	2440
Jan.24 to May 24 Total	3381	691	1546	832	873	665	0	7988
Total Percentage of Bed Occupancy :- $7981 \times 100 / 100 / 152 = 54.38$								
Jun.24 to Aug. 24 Total	1870	489	870	473	709	407	0	4818
Total Percentage of Bed Occupancy :- $4818 \times 100 / 100 / 61 = 51.03$								


R.M.O.

आर. एम. ओ.
शेठ सखाराम नेमचंद आयुर्वेद
रुग्णालय, सोलापूर.


Superintendent

प्राचार्य तथा वैद्यकीय अधीक्षक
शेठ गोविंदजी रावजी आयुर्वेदिक महाविद्यालय
संलग्न रुग्णालय, सोलापूर.

Seth Sakharam Nemchand Jain Ayurved Hospital, Solapur

In Door Patients (IPD)

For the month of January 2024 to December 2024

Month	Kayachikitsa Dept.			Panchakarma Dept.			Prasuti Dept.			Balrog Dept.			Shalya Dept.			Shalaky Dept.			Vish Chikitsa Dept.			Total		
	New	Old	Total	New	Old	Total	New	Old	Total	New	Old	Total	New	Old	Total	New	Old	Total	New	Old	Total	New	Old	Total
Jan-24	66	726	792	20	147	167	37	213	250	14	135	149	11	92	103	28	151	179	0	0	0	176	1464	1640
Feb-24	62	745	807	25	144	169	42	209	251	8	183	191	12	133	145	37	95	132	0	0	0	186	1509	1695
Mar-24	63	629	692	23	135	158	59	289	348	7	185	192	18	178	196	29	185	214	0	0	0	199	1601	1800
Apr-24	51	474	525	18	73	91	54	286	340	13	160	173	12	182	194	33	216	249	0	0	0	181	1391	1572
May-23	46	519	565	11	95	106	58	299	357	14	113	127	14	221	235	30	169	199	0	0	0	173	1416	1589
Jun-24	50	543	593	18	121	139	51	246	297	5	164	169	7	257	264	26	148	174	0	0	0	157	1479	1636
Jul-24	59	616	675	26	145	171	45	240	285	19	126	145	15	160	175	19	136	155	0	0	0	183	1423	1606
Aug-24	66	536	602	24	155	179	53	235	288	27	132	159	16	254	270	26	123	149	0	0	0	212	1435	1647
Sep-24	48	538	586	21	130	151	55	243	298	22	121	143	7	162	169	23	108	131	0	0	0	176	1302	1478
Oct-24	46	418	464	17	120	137	52	271	323	23	165	188	25	333	358	24	133	157	0	0	0	187	1440	1627
Nov-24	68	625	693	27	163	190	48	246	294	22	118	140	10	346	356	24	131	155	0	0	0	199	1629	1828
Dec-24	50	1111	1161	35	430	465	65	319	384	21	191	212	8	210	218	31	151	182	0	0	0	210	2412	2622
TOTAL	675	7480	8155	265	1858	2123	619	3096	3715	195	1793	1988	155	2528	2683	330	1746	2076	0	0	0	2239	18501	20740


R.M.O.
आर. एम. ओ.
 श्रेष्ठ सखासम नेमचंद आयुर्वेद
 रुग्णालय, सोलापूर.


Superintendent
 प्राचार्य तथा वैद्यकीय अधीक्षक
 श्रेष्ठ गोविंदजी रावजी आयुर्वेदिक महाविद्यालय
 संलग्न रुग्णालय, सोलापूर.