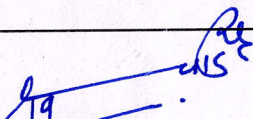


Seth Sakharam Nemchand Jain Ayurved Rugnalaya, Solapur.
Monthly Report of I.P.D. & Bed Occupancy, Kayachikitsa Dept.
For the month of January 2020 to December 2020

Month	KAYACHIKISTA IN DOOR PATIENTS										Percentage (40 Beds)
	Admit Patients					Bed Occupancy					
	Male	Female	Child		Total	Male	Female	Child		Total	
			Male	Female				Male	Female		
Jan-20	14	18	2	0	34	180	153	26	0	359	28.95
Feb-20	12	35	0	1	48	130	345	4	8	487	43.48
Mar-20	7	10	0	0	17	116	181	0	18	315	25.40
Apr-20	0	0	0	0	0	0	0	0	0	0	0.00
May-20	0	0	0	0	0	0	0	0	0	0	0.00
Jun-20	0	0	0	0	0	0	0	0	0	0	0.00
Jul-20	0	0	0	0	0	0	0	0	0	0	0.00
Aug-20	0	0	0	0	0	0	0	0	0	0	0.00
Sep-20	3	1	0	0	4	37	8	0	0	45	3.75
Oct-20	5	12	0	0	17	55	187	0	0	242	19.52
Nov-20	7	9	0	0	16	136	207	0	0	343	28.58
Dec-20	11	13	1	0	25	180	205	3	0	388	31.29
Total	59	98	3	1	161	834	1286	33	26	2179	14.88

Total Percentage of Bed Occupancy = $2179 \times 100 / 40 / 366 = 14.88$


H.O.D.
विभागप्रमुख

कायचिकित्सा विभाग
शेठ गोविंदजी रावजी आयुर्वेद महाविद्यालय
व संलग्न रुग्णालय, सोलापूर.


R.M.O.
आर. एम. ओ.


शेठ सखाराम नेमचंद आयुर्वेद
रुग्णालय, सोलापूर.



Superintendent


प्राचार्य तथा वैद्यकीय अधीक्षक
शेठ गोविंदजी रावजी आयुर्वेदिक महाविद्यालय
संलग्न रुग्णालय, सोलापूर.

Seth Sakharam Nemchand Jain Ayurved Rugnalaya, Solapur.
Monthly Report of I.P.D. & Bed Occupancy, Panchakarma Dept.
For the month of January 2020 to December 2020

Month	PANCHAKARMA IN DOOR PATIENTS										Percentage (12 Beds)
	Admit Patients					Bed Occupancy					
	Male	Female	Male Child	Female Child	Total	Male	Female	Male Child	Female Child	Total	
Jan-20	1	11	0	0	12	19	56	0	0	75	20.16
Feb-20	6	9	0	0	15	54	58	0	0	112	33.33
Mar-20	5	5	0	0	10	42	30	0	0	72	19.35
Apr-20	0	0	0	0	0	0	0	0	0	0	0.00
May-20	0	0	0	0	0	0	0	0	0	0	0.00
Jun-20	0	0	0	0	0	0	0	0	0	0	0.00
Jul-20	0	0	0	0	0	0	0	0	0	0	0.00
Aug-20	0	0	0	0	0	0	0	0	0	0	0.00
Sep-20	1	5	0	0	6	7	18	0	0	25	6.94
Oct-20	3	7	0	0	10	11	35	0	0	46	12.37
Nov-20	4	5	0	0	9	27	42	0	0	69	19.17
Dec-20	5	17	1	0	23	36	97	1	8	142	38.17
Total	25	59	1	0	85	196	336	1	8	541	12.32
Total Percentage of Bed Occupancy :- $541 \times 100 / 12 / 366 = 12.32$											


H.O.D.
 विभागीय प्रमुख
 पंचकर्म विभाग
 शे. मो. रा. आयुर्वेद महाविद्यालय
 सोलापूर.


R.M.O.
 आर. एम. ओ.
 शेट सखाराम नेमचंद आयुर्वेद
 रुग्णालय, सोलापूर.


Superintendent
 प्राचार्य तथा वैद्यकीय अधीक्षक
 शेट गोविंदजी रावजी आयुर्वेदिक महाविद्यालय
 संलग्न रुग्णालय, सोलापूर.


Seth Sakharam Nemchand Jain Ayurved Rugnalaya, Solapur.

Monthly Report of I.P.D. & Bed Occupancy, Prasuti Dept.


For the month of January 2020 to December 2020

Month	PRASUTI IN DOOR PATIENTS						Percentage (22 Beds)
	Admit Patients			Bed Occupancy			
	Female	Female Child	Total	Female	Female Child	Total	
Jan-20	88	0	88	521	0	521	76.39
Feb-20	92	0	92	452	0	452	73.38
Mar-20	67	0	67	367	0	367	53.81
Apr-20	34	0	34	148	0	148	22.42
May-20	21	0	21	67	0	67	9.82
Jun-20	34	0	34	91	0	91	13.79
Jul-20	43	0	43	166	0	166	24.34
Aug-20	56	0	56	227	0	227	33.28
Sep-20	61	0	61	276	0	276	41.82
Oct-20	64	0	64	343	0	343	50.29
Nov-20	68	0	68	301	0	301	45.61
Dec-20	65	0	65	337	0	337	49.41
Total	693	0	693	3296	0	3296	40.93

Total Percentage of Bed Occupancy :- $3296 \times 100 / 22 / 366 = 40.93$


H.O.D.
स्त्री रोग विभाग प्रमुख
स्त्रीरोग प्रसूति तंत्र विभाग
शेठ सखाराम नेमचंद जैन आयुर्वेद रुग्णालय, सोलापूर



R.M.O.
आर. एम. ओ.
शेठ सखाराम नेमचंद आयुर्वेद
रुग्णालय, सोलापूर.


Superintendent
प्राचार्य तथा वैद्यकीय अधीक्षक
शेठ गोविंदजी रावजी आयुर्वेदिक महाविद्यालय
संलग्न रुग्णालय, सोलापूर.

Seth Sakharam Nemchand Jain Ayurved Rugnalaya, Solapur.
Monthly Report of I.P.D. & Bed Occupancy, Balroga Dept.
For the month of January 2020 to December 2020

Month	BALROGA IN DOOR PATIENTS						Percentage (10 Beds)
	Admit Patients			Bed Occupancy			
	Male	Female	Total	Male	Female	Total	
Jan-20	21	15	36	121	54	175	56.45
Feb-20	24	15	39	107	72	179	61.72
Mar-20	19	15	34	75	61	136	43.87
Apr-20	15	12	27	59	45	104	34.67
May-20	9	9	18	25	21	46	14.84
Jun-20	5	11	16	15	38	53	17.67
Jul-20	17	10	27	84	39	123	39.68
Aug-20	13	21	34	39	106	145	46.77
Sep-20	20	20	40	100	98	198	66.00
Oct-20	20	21	41	104	93	197	63.55
Nov-20	26	21	47	132	87	219	73.00
Dec-20	15	14	29	99	74	173	55.81
Total	204	184	388	960	788	1748	47.76

Total Percentage of Bed Occupancy :-1748*100/10/366 = 47.76


H.O.D.
विभाग प्रमुख
बालरोग विभाग
 एस. एस. एन. जे. आयु. रुग्णालय, सोलापूर.



R.M.O.
आर. एम. ओ.
 शेट सखाराम नेमचंद आयुर्वेद
 रुग्णालय, सोलापूर.



Superintendent
प्राचाय तथा वैद्यकीय अधीक्षक
 शेट गोविंदजी रावजी आयुर्वेदिक महाविद्यालय
 संलम रुग्णालय, सोलापूर.


Seth Sakharam Nemchand Jain Ayurved Rugnalaya, Solapur.
Monthly Report of I.P.D. & Bed Occupancy, Shalya Dept.
For the month of January 2020 to December 2020

Month	SHALYA IN DOOR PATIENTS										Percentage (10 Beds)
	Admit Patients					Bed Occupancy					
	Male	Female	Child		Total	Male	Female	Child		Total	
			Male	Female				Male	Female		
Jan-20	1	4	1	0	6	122	148	21	0	291	93.87
Feb-20	5	8	1	0	14	57	120	14	5	196	70.00
Mar-20	5	6	0	0	11	66	73	0	0	139	44.84
Apr-20	0	0	0	0	0	0	0	0	0	0	0.00
May-20	0	1	0	0	1	0	0	0	6	6	1.94
Jun-20	0	0	0	0	0	0	0	0	0	0	0.00
Jul-20	5	0	0	0	5	47	0	0	0	47	15.16
Aug-20	7	4	1	0	12	96	29	4	0	129	41.61
Sep-20	3	4	1	0	8	72	42	22	0	136	45.33
Oct-20	12	5	0	0	17	82	47	0	0	129	41.61
Nov-20	5	4	0	0	9	9	213	0	0	222	74.00
Dec-20	3	6	1	0	10	61	122	9	0	192	61.94
Total	46	42	5	0	93	612	794	70	11	1487	40.63

Total Percentage of Bed Occupancy :- $1487 \times 100 / 10 / 366 = 40.63$


H.O.D.
H.O.D.
Surgery Dept.
S.S.N.J Ayurved Hospital, Solapur



आर.म.ओ.
शेठ सखाराम नेमचंद आयुर्वेद
रुग्णालय, सोलापूर.


Superintendent
प्राचार्य तथा वैद्यकीय अधीक्षक
शेठ गोविंदजी रावजी आयुर्वेदिक महाविद्यालय
संलग्न रुग्णालय, सोलापूर.


Seth Sakharam Nemchand Jain Ayurved Rugnalaya, Solapur.
Monthly Report of I.P.D. & Bed Occupancy, Shalaky Dept.
For the month of January 2020 to December 2020

Month	SHALAKYA IN DOOR PATIENTS										Percentage (10 Beds)
	Admit Patients					Bed Occupancy					
	Male	Female	Child		Total	Male	Female	Child		Total	
			Male	Female				Male	Female		
Jan-20	17	21	3	1	42	97	105	17	3	222	71.61
Feb-20	20	26	1	1	48	121	146	3	1	271	96.79
Mar-20	4	22	1	1	28	31	169	11	11	222	71.61
Apr-20	0	0	0	0	0	0	0	0	0	0	0.00
May-20	0	0	0	0	0	0	0	0	0	0	0.00
Jun-20	6	10	0	0	16	8	10	0	0	18	6.00
Jul-20	6	10	0	0	16	8	10	0	0	18	5.81
Aug-20	4	9	0	0	13	4	12	0	0	16	5.16
Sep-20	9	19	0	0	28	15	38	0	0	53	17.67
Oct-20	5	14	0	1	20	25	45	0	3	73	23.55
Nov-20	8	13	0	0	21	37	65	0	0	102	34.00
Dec-20	15	25	1	0	41	79	137	8	0	224	72.26
Total	94	169	6	4	273	425	737	39	18	1219	33.31

Total Percentage of Bed Occupancy :- $1219 \times 100 / 10 / 366 = 33.31$


H.O.D.
 विभाग प्रमुख
 शालाक्य विभाग
 स. ने. जैन आयुर्वेद रुग्णालय, सोलापूर.


R.M.O.
 आर. एम. ओ.
 शेत सखाराम नेमचंद आयुर्वेद
 रुग्णालय, सोलापूर.


Superintendent
 प्राचार्य तथा वैद्यकीय अधीक्षक
 शेत गोविंदजी रावजी आयुर्वेदिक महाविद्यालय
 संलग्न रुग्णालय, सोलापूर.

Seth Sakharam Nemchand Jain Ayurved Rugnalaya, Solapur.


Monthly Report of I.P.D. & Bed Occupancy Hospital.

For the month of January 2020 to December 2020

Month	HOSPITAL IN DOOR PATIENTS							Percentage (104 Bed)	Alloted Beds
	Bed Occupancy								
	Kayachikitsa	Panchakarma	Prasuti	Balroga	Shalya	Shalakya	Total		
Jan-20	359	75	521	175	291	222	1643	50.96	104
	28.95	20.16	76.39	56.45	93.87	71.61			
Feb-20	487	112	452	179	196	271	1697	58.28	104
	43.48	33.33	73.38	63.93	70.00	96.79			
Mar-20	315	72	367	136	139	222	1251	38.80	104
	25.40	19.35	53.81	43.87	44.84	71.61			
Apr-20	0	0	148	104	0	0	252	8.08	104
	0.00	0.00	22.42	34.67	0.00	0.00			
May-20	0	0	67	46	6	0	119	3.69	104
	0.00	0.00	9.82	14.84	1.94	0.00			
Jun-20	0	0	91	53	0	18	162	5.19	104
	0.00	0.00	13.79	17.67	0.00	6.00			
Jul-20	0	0	166	123	47	18	354	10.98	104
	0.00	0.00	24.34	39.68	15.16	5.81			
Aug-20	0	0	227	145	129	16	517	16.04	104
	0.00	0.00	33.28	46.77	41.61	5.16			
Sep-20	45	25	276	198	136	53	733	23.49	104
	3.75	6.94	41.82	66.00	45.33	17.67			
Oct-20	242	46	343	197	129	73	1030	31.95	104
	19.52	12.37	50.29	63.55	41.61	23.55			
Nov-20	343	69	301	219	222	102	1256	40.26	104
	28.58	19.17	45.61	73.00	74.00	34.00			
Dec-20	388	142	337	173	192	224	1456	45.16	104
	31.29	38.17	49.41	55.81	61.94	72.26			
Total	2179	541	3296	1748	1487	1219	10470	27.51	104
	14.88	12.32	40.93	47.76	40.63	33.31	27.51		

Total Percentage of Bed Occupancy :- $10470 \times 100 / 104 / 366 = 27.51$


R.M.O.
आर. एम. ओ.
 शैठ सखाराम नेमचंद आयुर्वेद
 रणालय, सोलापूर.


Superintendent
 प्राचार्य तथा वैद्यकीय अधीक्षक
 शैठ गोविंदजी रावजी आयुर्वेदिक महाविद्यालय
 संलग्न रणालय, सोलापूर.

Seth Sakharam Nemchand Jain Ayurved Hospital, Solapur

In Door Patients (IPD)

For the month of January 2020 to December 2020

Month	Kayachikitsa Dept.			Panchakarma Dept.			Prasuti Dept.			Balrog Dept.			Shalya Dept.			Shalakyia Dept.			Total		
	New	Old	Total	New	Old	Total	New	Old	Total	New	Old	Total	New	Old	Total	New	Old	Total	New	Old	Total
Jan-20	34	325	359	12	63	75	88	433	521	36	139	175	6	285	291	42	180	222	218	1425	1643
Feb-20	48	439	487	15	97	112	92	360	452	39	140	179	14	182	196	48	223	271	256	1441	1697
Mar-20	17	298	315	10	62	72	67	300	367	34	102	136	11	128	139	28	194	222	167	1084	1251
Apr-20	0	0	0	0	0	0	34	114	148	27	77	104	0	0	0	0	0	0	61	191	252
May-19	0	0	0	0	0	0	21	46	67	18	28	46	1	5	6	0	0	0	40	79	119
Jun-20	0	0	0	0	0	0	34	57	91	16	37	53	0	0	0	16	2	18	66	96	162
Jul-20	0	0	0	0	0	0	43	123	166	27	96	123	5	42	47	16	2	18	91	263	354
Aug-20	0	0	0	0	0	0	56	171	227	34	111	145	12	117	129	13	3	16	115	402	517
Sep-20	4	41	45	6	19	25	61	215	276	40	158	198	8	128	136	28	25	53	147	586	733
Oct-20	17	225	242	10	36	46	64	279	343	41	156	197	17	112	129	20	53	73	169	861	1030
Nov-20	16	327	343	9	60	69	68	233	301	47	172	219	9	213	222	21	81	102	170	1086	1256
Dec-20	25	363	388	23	119	142	65	272	337	29	144	173	10	182	192	41	183	224	193	1263	1456
total	161	2018	2179	85	456	541	693	2603	3296	388	1360	1748	93	1394	1487	273	946	1219	1693	8777	10470

VPS

R.M.O.ओ.

श्रेठ सखाराम नेमचंद आयुर्वेद
रुग्णालय, सोलापूर.

Superintendent
प्राचाय सेशी वैद्यकीय अधीक्षक
श्रेठ गोविंदजी रावजी आयुर्वेदिक महाविद्यालय
संलग्न रुग्णालय, सोलापूर.