



Seth Sakharam Nemchand Jain Ayurved Hospital, Solapur

Pathology Department

Yearly Report January 2025 to December 2025

Months	Pathology Patietns			Pathology Dept.			
	IPD	OPD	Investigation	X-ray	U.S.G.	E.C.G.	Total X-Ray, USG & ECG
Jan-25	270	2087	2357	318	81	69	468
Feb-25	183	1730	1913	258	62	59	379
Mar-25	267	1811	2078	250	93	56	399
Apr-25	321	1607	1928	212	73	60	345
May-25	217	1776	1993	217	39	64	320
Jun-25	186	1834	2020	144	57	64	265
Jul-25	194	1643	1837	153	62	52	267
Aug-25	169	1476	1645	131	52	60	243
Sep-25	203	1623	1826	150	63	49	262
Oct-25	203	1632	1835	144	68	69	281
Nov-25	180	1538	1718	150	35	82	267
Dec-25	151	1464	1615	154	33	97	284
Total	2544	20221	22765	2281	718	781	3780



आर. एम. ओ.
शेठ सखाराम नेमचंद आयुर्वेद
रुग्णालय, सोलापूर.


प्राचार्य तथा वैद्यकीय अधिकांक
शेठ गोविंदजी रावजी आयुर्वेदिक महाविद्यालय
संलग्न रुग्णालय, सोलापूर.

Seth Sakharam Nemchand Jain Ayurved Hospital, Solapur
Other Report
Yearly Report January 2025 to December 2025

Months	Major Operation			Minor Operation			Normal Delivery	Lasikaran	ksharsutra	Tubactomy	Camp
	Prasuti	Shalya	Shalakyas	Prasuti	Shalya	Shalakyas					
Jan-25	8	3	14	0	9	9	6	127	3	0	1
Feb-25	6	3	11	3	8	6	10	91	14	2	1
Mar-25	7	4	16	2	4	12	17	72	9	2	4
Apr-25	3	1	10	5	6	7	12	60	8	6	4
May-25	11	2	10	2	6	8	9	52	5	2	2
Jun-25	10	10	20	1	10	12	11	67	9	1	1
Jul-25	8	2	17	1	13	4	8	72	7	1	3
Aug-25	10	2	7	2	4	13	7	59	4	1	3
Sep-25	12	1	3	1	4	7	13	59	5	2	7
Oct-25	15	1	8	0	7	7	12	57	4	3	2
Nov-25	8	3	9	4	8	17	9	0	3	2	3
Dec-25	6	1	12	1	6	16	7	0	2	1	3
Total	104	33	137	22	85	118	121	716	73	23	34
	274			225							


आर. एम. ओ.
 प्रो. सखाराम नेमचंद आयुर्वेद
 रुग्णालय, सोलापूर.


प्रचार्य तथा वैद्यकीय अधीक्षक
 प्रो. गोविंदजी रावजी आयुर्वेद महाविद्यालय
 संलग्न रुग्णालय, सोलापूर.

Seth Sakharam Nemchand Jain Ayurved Rugnalaya, Solapur.
Yearly Report I.P.D.
January 2025 to December 2025
Panchakarma Department

Months	Snehan	Swedan	Vaman	Virechan	Basti	Nasya	Raktmokshan	Shirodhara	Shirobasti	तकधारा शिरोधारा शिरोवस्ती कटीवस्ती अवगाह जानूवस्ती हृदवस्ती वेधन	Total
Jan-25	801	1522	0	18	404	130	20	40	0	754	3689
Feb-25	1131	2518	2	17	510	150	18	60	0	665	5071
Mar-25	969	2558	2	20	583	222	18	46	0	1085	5503
Apr-25	1212	1647	9	26	475	117	30	24	1	472	4013
May-25	1158	1121	0	26	285	40	38	94	6	2208	4976
Jun-25	926	935	0	51	400	67	24	7	3	1533	3946
Jul-25	907	836	0	13	310	81	21	22	2	1826	4018
Aug-25	740	873	0	15	173	60	17	13	0	510	2401
Sep-25	529	928	0	38	142	83	8	27	27	993	2775
Oct-25	854	1205	0	34	306	99	16	81	0	1232	3827
Nov-25	1338	2318	0	29	291	62	19	12	1	1916	5986
Dec-25	905	1057	0	54	403	31	5	45	0	1874	4374
Total	11470	17518	13	341	4282	1142	234	471	40	15068	50579

Total Panchakarma = 50579

P. S. Patil
H.O.D.

[Signature]
R.M.O.



[Signature]
Superintendent

Seth Sakharam Nemchand Jain Ayurved Rugnalaya, Solapur.
Yearly Report O.P.D.
January 2025 to December 2025
Panchakarma Department

Months	Snehan	Swedan	Vaman	Virechan	Basti	Nasya	Raktmokshan	Shirodhara	Shirobasti	तकधारा शिरोधारा शिरोवस्ती कटीवस्ती अवगाह जानूवस्ती हृदवस्ती वेधन	Total
Jan-25	393	424	0	0	93	17	20	53	0	233	1233
Feb-25	202	147	0	0	56	13	20	47	0	144	629
Mar-25	222	237	0	0	100	9	16	31	0	58	673
Apr-25	212	200	0	0	114	0	12	30	0	37	605
May-25	247	222	0	0	74	6	32	70	0	52	703
Jun-25	300	294	0	0	153	12	29	67	0	193	1048
Jul-25	243	302	0	0	177	9	49	60	0	205	1045
Aug-25	230	284	0	0	114	34	14	66	0	172	914
Sep-25	223	230	0	0	40	63	27	67	0	128	778
Oct-25	269	284	0	0	30	29	26	18	0	152	808
Nov-25	367	416	0	0	90	22	8	43	1	158	1105
Dec-25	308	299	0	0	39	2	38	59	0	157	902
Total	3216	3339	0	0	1080	216	291	611	1	1689	10443

Total Panchakarma = 10443

P. D. K.
H.O.D.

[Signature]
R.M.O.



[Signature]
Superintendent

Seth Sakharam Nemchand Jain Ayurved Rugnalaya, Solapur.
Yearly Report I.P.D. & O.P.D.
January 2025 to December 2025
Panchakarma Department

Months	Snehan		Swedan		Vaman		Virechan		Basti		Nasya		Raktmokshan		Shirodhara		Shirobasti		तकधारा मन्यावस्ती कटीवस्ती अवगाह जानूवस्ती हृदवस्ती वेधन इतर		Total	
	O.P.D.	I.P.D.	O.P.D.	I.P.D.	O.P.D.	I.P.D.	O.P.D.	I.P.D.	O.P.D.	I.P.D.	O.P.D.	I.P.D.	O.P.D.	I.P.D.	O.P.D.	I.P.D.	O.P.D.	I.P.D.	O.P.D.	I.P.D.	O.P.D.	I.P.D.
Jan-25	393	801	424	1522	0	0	0	18	93	404	17	130	20	20	53	40	0	0	233	754	1233	3689
Feb-25	202	1131	147	2518	0	2	0	17	56	510	13	150	20	18	47	60	0	0	144	665	629	5071
Mar-25	222	969	237	2558	0	2	0	20	100	583	9	222	16	18	31	46	0	0	58	1085	673	5503
Apr-25	212	1212	200	1647	0	9	0	26	114	475	0	117	12	30	30	24	0	1	37	472	605	4013
May-25	247	1158	222	1121	0	0	0	26	74	285	6	40	32	38	70	94	0	6	52	2208	703	4976
Jun-25	300	926	294	935	0	0	0	51	153	400	12	67	29	24	67	7	0	3	193	1533	1048	3946
Jul-25	243	907	302	836	0	0	0	13	177	310	9	81	49	21	60	22	0	2	205	1826	1045	4018
Aug-25	230	740	284	873	0	0	0	15	114	173	34	60	14	17	66	13	0	0	172	510	914	2401
Sep-25	223	529	230	928	0	0	0	38	40	142	63	83	27	8	67	27	0	27	128	993	778	2775
Oct-25	269	854	284	1205	0	0	0	34	30	306	29	99	26	16	18	81	0	0	152	1232	808	3827
Nov-25	367	1338	416	2318	0	0	0	29	90	291	22	62	8	19	43	12	1	1	158	1916	1105	5986
Dec-25	308	905	299	1057	0	0	0	54	39	403	2	31	38	5	59	45	0	0	157	1874	902	4374
Total	3216	11470	3339	17518	0	13	0	341	1080	4282	216	1142	291	234	611	471	1	40	1689	15068	10443	50579
	14686		20857		13		341		5362		1358		525		1082		41		16757		61022	

Total Panchakarma = 61022

P. S. K.
H.O.D.

V. S.
R.M.O.



S. S.
Superintendent